








Class 1

information

Introducing...

- **Mrs Machin- Class 1 Teacher Monday- Wednesday**
- **Mrs Woodfine- Class 1 Teacher Thursday & Friday**
- **Miss Corbett- Class 1 TA**
- **Mrs Taffe- Class 1 TA**
- **Mrs Hartland- Class 1 PPA Teacher**


Class 1 Timetable

| Monday | Tuesday | Wednesday | Thursday | Friday |
|--|--|--|--|--|
| Show and tell We will let you know on Friday who's turn it is this week. | Library Please ensure library books are in book bags. | PE PE bags with kit should already be at school. (They stay in school until half term) | Forest School Children come to school in clothes suitable for forest school. Bring <u>water proofs</u> and wellies in a plastic bag. | Fantastic Friday |
|  |  |  |  Wellies can be left at school overnight. |  |


Year 1s

Homework is sent out on Friday and tests (spelling and times tables) are on the following Friday. Please ensure your child brings their Homework Books in each Friday.

Online logins for Spelling Shed and TT Rock Stars are available in Homework Books and Reading Records.




Handwriting



- In Reception we will teach the children to write using the print style of handwriting.
- Print is a handwriting style where letters appear to be disconnected. It can also be called block letters, print script, or manuscript.
- Letters will look like the ones in this font.
- **In Year 1, children will learn how to write using the pre-cursive handwriting style.**
- **Pre-cursive handwriting is the transition between printing (unjoined) letters and joining all letters in cursive handwriting. In pre-cursive handwriting, children practise adding lead-ins and lead-outs to letters, which then ensures the letters start and finish in the correct place for writing to be joined.**
- **Letters will look like the ones in this font**

Reading

- Please read with your child every day (approximately 10 - 15 minutes) and log this in their Reading Record.
- Sound out any unfamiliar words together.
- Ask your child questions about the book you are reading together. Each Reading Record has a laminated book mark with questions stems to support reading with your child (more information available on the school website in the English section).
- We are focusing on developing children's fluency, expression and comprehension skills.


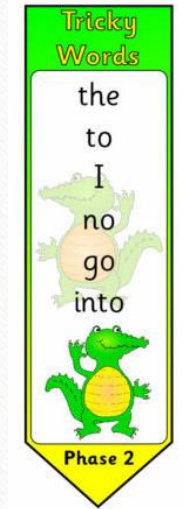


Importance of Reading

Research shows that reading with your child is the single most important thing you can do to help your child's education. It is best to read little and often, so try to put aside some time for it every day. Think of ways to make reading fun - you want your child to learn how pleasurable books can be. If you're both enjoying talking about the content of a particular page, linger over it for as long as you like. Books aren't just about reading the words on the page, they can also present new ideas and topics for you and your child to discuss.

Tricky words

- These are words that cannot be sounded out and must be learnt 'on sight'.
- They will be stuck inside your child's reading record for your child to practise with you at home.



Supporting Maths at Home

- **Point out the different shapes to be found around your home.**
- **When baking, discuss quantities such as grams during weighing.**
- **Take your child shopping and talk about the quantities of anything you buy – give them a budget**
- **Let your child handle money and work out how much things cost.**
- **Look together for numbers on street signs and car registration plates.**
- **Please practise saying and writing the time with your child (in both the analogue and digital format) to help improve their confidence in this area.**

Assessment

Reception

- Reception Baseline assessment
- Termly phonic and tricky word assessment.
- Assessed against the Early Learning Goals (ELG's) in June

Year 1

- Children will be formally assessed at the end of each term in Phonics Reading, Writing, Spelling, Grammar and Punctuation and Maths.
- They will have weekly Spelling, Arithmetic and Times Tables Tests.
- Year 1 Phonic Screening Check in June.

Door is always open

Or feel free to contact us via email;

- class1@brynoffa.Shropshire.sch.uk
- admin@brynoffa.Shropshire.sch.uk
- head@brynoffa.Shropshire.sch.uk

